

NC Physical Activity and Nutrition (PAN) Project

Data Profile for Lincoln County



Presented by:

Community & Clinical
CONNECTIONS
for Prevention & Health
Branch NORTH CAROLINA
DIVISION OF PUBLIC HEALTH

Prepared by:

UNCHealthySolutions
enhancing public health capacity and strategy

unchealthysolutions.web.unc.edu

Version: 2018-1003

This county data profile was created to ensure local partners in Lincoln County have relevant information to prepare a funding proposal for the NC CCCPH Branch *Physical Activity and Nutrition (PAN) Project*, which will help develop physical activity and nutrition opportunities in the county.

What is the PAN Project:

The PAN Project will support a range of activities intended to develop opportunities for physical activity and healthy eating. For example, the PAN Project will:

- Bring food service guidelines into many settings to ensure that healthy options including fruits and vegetables are available in worksites, early child care, and community settings.
- Assist clinics, worksites, early child care, and community settings to provide supportive environments to mothers who choose to breastfeed their infants.
- Integrate nutrition and physical activity standards into early child care settings, helping counties ensure their youngest citizens are living in a culture of health.
- Help citizens and planners develop safe, activity-friendly routes between everyday destinations.

The information in this data profile is grouped into several topics:

- A) Demographics..... p. 3
- B) Health Status..... p. 4
- C) Determinants of Health..... p. 5
- D) Health Behaviors..... p. 7
- E) Local Capacity for Change..... p. 8

Each topic begins with a description and suggestions for how to use the information. Indicators listed within each topic are specifically relevant to the PAN Project. Proposals can include additional data or information, especially if the data demonstrate local need or capacity for response.

Each indicator includes a definition and a source for the information. The county data are presented and compared to averages for the state of North Carolina. For most indicators, bar charts are included to provide a quick visual comparison between the county and state.

To identify indicators where the county data are notably different from the state average (i.e., more than one standard deviation from the state mean, median, or mode), we provide a letter in the margin to the left of the county bar chart (**B = county is better** than the state average; **W = county is worse** than the state average).

- B** Better than average
- W** Worse than average

A. Demographics

Governments, private organizations, community groups, and researchers use demographics to describe a population’s characteristics. Key items include the land area; the number and sizes of municipalities; the population size; distributions by age, race, and sex; income and education levels; and key businesses and industries. **HOW TO USE THIS INFORMATION:** when describing physical and population characteristics to a funder so they understand the priority groups to receive intervention or assistance.

1. Population

Lincoln County	82,033	Number of residents
County average in NC	56,087 ^a	
Source: www.osbm.nc.gov/demog/county-estimates (2016)		

2. Area (square miles)

Lincoln County	298	Square miles of land
County average in NC	463 ^a	
Source: www.osbm.nc.gov/demog/county-estimates (2016)		


3. Number of municipalities

Lincoln County	3	Number of municipalities
County average in NC	6.7 ^c	
Source: www.osbm.nc.gov/demog/municipal-estimates (2016)		


4. Number of large cities

Lincoln County	0	Number of municipalities listed in the CDC 500 Cities Project, which provides health-related data about the 500 largest cities in the United States
Source: www.cdc.gov/500cities (2018)		


5. Average annual salary

	Lincoln County	\$38,487	Average annual full-time salary
	County average in NC	\$34,568 ^a	
Source: NC Department of Commerce (2018)			

6. Level of economic well-being (1 is most distressed, 3 is least)

B		Lincoln County	3	Economic tier designation by NC Department of Commerce
		County average in NC	2 ^b	
Source: NC Department of Commerce (2018)				



7. Percentage of families with children under age 5 living in poverty

	Lincoln County	18%	Growing up in poverty is an adverse childhood experience that can negatively influence health outcomes for the rest of a person's life.
	County average in NC	23% ^a	
Source: US Census Bureau (2015)			



B. Health Status

The health status of a population might include information about causes of death (mortality) or chronic disease or injury (morbidity), and the impact each can have on the general quality of life experienced in a community. Some indicators of health status are “indexes,” which combine multiple items together. **HOW TO USE THIS INFORMATION:** when starting to describe the health needs of a community to a funder so they understand why intervention is needed.



1. County ranking in NC by health outcomes (1 is best, 100 is worst)

B		Lincoln County	# 18	County ranking in NC (from 1 to 100) by health outcomes, including: mortality (length of life) and morbidity (quality of life and birth outcomes). Source: www.countyhealthrankings.org (2018)
		County average in NC	# 51 ^a	



2. Percentage of adults who are obese

	Lincoln County	29%	Percentage of adults (age 20 and older) who report a body mass index (BMI) greater than or equal to 30 kg/m2. Source: www.countyhealthrankings.org (2018)
	County average in NC	32% ^a	



3. Percentage of 2-4 year olds who are overweight

W		Lincoln County	17%	Percentage of children (2 to 4 years of age) who report a body mass index (BMI) between 25.0 – 29.9 kg/m2. Source: NC Pediatric Nutrition & Epidemiology Surveillance System (NC-PedNESS) (2015)
		County average in NC	15% ^c	



4. Percentage of 2-4 year olds who are obese

	Lincoln County	15%	Percentage of children (2 to 4 years of age) who report a body mass index (BMI) greater than or equal to 30 kg/m2. Source: NC Pediatric Nutrition & Epidemiology Surveillance System (NC-PedNESS) (2015)
	County average in NC	14% ^c	

5. Number of pedestrian crashes per 100,000 residents

B		Lincoln County	100.3	Number of motor vehicle crashes involving a pedestrian between 2007 and 2015, reported as a rate per 100,000 residents. State median includes suburban counties only. Click here for an interactive map of pedestrian crashes. Source: www.pedbikeinfo.org/pbcat_nc/_ped.cfm (2015)
		County average in NC	210.7 ^a	


6. Number of bicycle crashes per 100,000 residents

B		Lincoln County	35.1	Number of motor vehicle crashes involving a bicyclist between 2007 and 2015, reported as a rate per 100,000 residents. State median includes suburban counties only. Click here for an interactive map of bicycle crashes. Source: www.pedbikeinfo.org/pbcat_nc/_bicycle.cfm (2015)
		County average in NC	68.2 ^a	

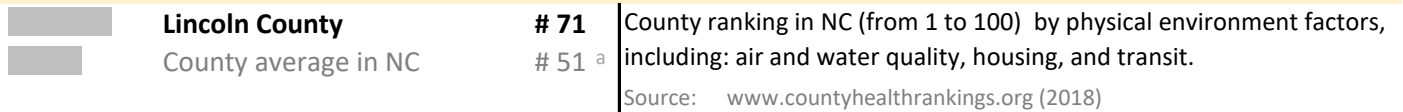
C. Determinants of Health

The health of a population is an outcome or result of many things, including the natural and human-created environments in which people live, work, learn, play, and pray, from the micro environment inside a building to the macro environment of an entire city. These environments, and the way people and organizations conduct their activities in these environments, are governed by policies such as laws and regulations. Some of these environments and policies are a part of larger systems (e.g., education, transportation, health care, and the local economy), which structure the world around us and influence our choices. For that reason, environments, policies, and systems are called “determinants” of health. **HOW TO USE THIS INFORMATION:** when identifying to a funder the underlying structural causes and influencers of health which need to be improved in order to support healthy living.

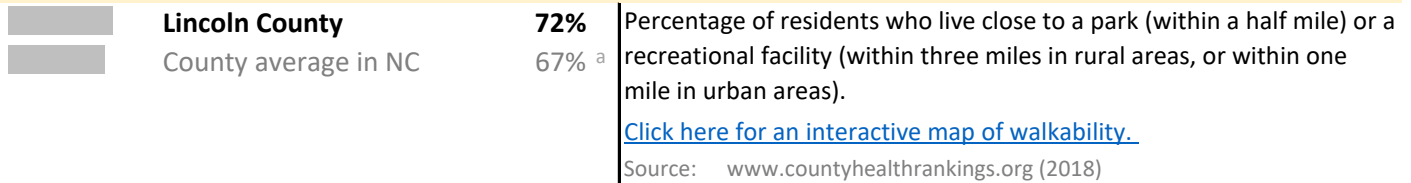
1. County ranking in NC by **health factors** (1 is best, 100 is worst)




2. County ranking in NC by **physical environment** (1 is best, 100 is worst)



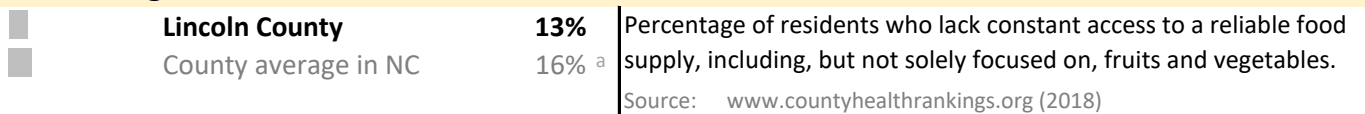
3. Percentage of residents who live close to a **park or recreational facility**



4. Amount of support for healthy eating in the local **food environment** (0 is worst, 10 is best)



5. Percentage of residents who **lack access to reliable food sources**



6. Percentage of low income residents who have **limited access to a grocery store**

	Lincoln County	5%	Percentage of residents who are low income (200% or less of the federal poverty threshold for the family size) and do not live close to a grocery store (over ten miles away in rural areas, or over one mile away in nonrural areas).
	County average in NC	5% ^a	

Source: www.countyhealthrankings.org (2018)

7. Number of **facilities that serve food** per 1000 residents

	Lincoln County	1.3	(n=110)	Number of facilities where food is served per 1000 residents (and total number of facilities). <i>(Note: for more information about names of food service establishments, contact the county health department, environmental health services/inspections section.)</i>
	County average in NC	2.3 ^a	(n=128)	
Types of facilities in county	Restaurants/Drink Stands	0.8	(n=68)	Source: DPH Environmental Health Section (2018)
	Food Stands	0.5	(n=41)	
	Mobile Food Units	0		
	Pushcarts	0.01	(n=1)	
	Commissary for PCs/MFUs	0		
	Limited Food Service (includes concessions)	0		
	Educational Food Service (excluding school meals)	0		
	Institutional Food Service	0		
	Elderly Nutrition Sites (catered)	0		
	(prepared on premises)	0		

8. Number of **subsidized childcare facilities** per 1000 families with small children living in poverty

	Lincoln County	0.3	(n=1)	Number of subsidized childcare facilities per 1000 families below the poverty line with children under age 5 (and total number of subsidized facilities). Childcare facilities allow parents to pursue education, employment, and other opportunities, but many parents cannot afford childcare unless it is subsidized by public, non-profit, or private sectors.
	County average in NC	6.7 ^a	(n=24)	

Source: NC Division of Child Development and Early Education

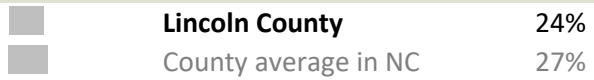
9. Number of **resources that support breastfeeding** per 1000 residents

	Lincoln County	0.02	(n=2)	Number of resources that provide support for breastfeeding per 1000 residents (and total number of resources).
	County average in NC	0.06 ^a	(n=3)	
Types of resources in county	Hospitals	0.01	(n=1)	Source: North Carolina Breastfeeding Coalition (2018)
	Community Birth Centers	0		
	WIC	0.01	(n=1)	
	Non-WIC HD	0		
	Lactation services (Clinic based)	0		
	(Private practice)	0		
	Peer Support Groups	0		
	Other groups/practices	0		
	IBCLC Training/Mentorships	0		
	BF Rsch/Grant Programs	0		
Clinicians performing frenotomy	0			
Online BF support groups	0			

D. Health Behaviors

A population’s behaviors provide information about how people respond to their physical environment and other structural determinants in their community settings. Without health-supporting structures, it is difficult for a community to adopt healthy behaviors. **HOW TO USE THIS INFORMATION:** when describing the lifestyle of a community and providing the rationale for structural improvements.

1. Percentage of adults who are **physically inactive**

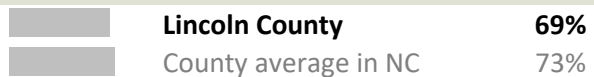
	Lincoln County	24%	Percentage of adults (age 20 and older) who report no leisure-time physical activity (such as running, calisthenics, golf, gardening, or walking for exercise). Source: www.countyhealthrankings.org (2018)
	County average in NC	27% ^c	

2. Percent change in **pedestrian and bicycle activity** in monitored locations

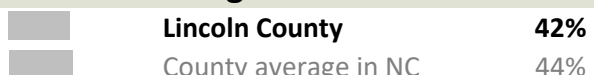
Monitoring locations	0	Percentage increase or decrease in the number of people observed walking and bicycling in certain locations in North Carolina. Walking and bicycling are healthy behaviors, and research has helped fund ongoing monitoring of such activities. Source: https://itre.ncsu.edu/focus/bike-ped/nc-nmvd/ (2018)
Pedestrian change	n/a	
Bike use change	n/a	

NOTE: Lincoln County has no ITRE monitored locations.


3. Percentage of women in the local WIC program who **initiate breastfeeding**

	Lincoln County	69%	WIC is the Special Supplemental Nutrition Program for Women, Infants, and Children funded by the USDA. Breastfeeding is linked to healthy immune system development and can contribute to healthy weight as the child grows up. Source: NC Women, Infants, & Children Crossroads System (2017)
	County average in NC	73% ^a	

4. Percentage of women in the local WIC program who breastfeed their infants up to **six weeks of age**

	Lincoln County	42%	WIC is the Special Supplemental Nutrition Program for Women, Infants, and Children funded by the USDA. Breastfeeding is not uniformly practiced, and the age at termination varies. Source: NC Women, Infants, & Children Crossroads System (2017)
	County average in NC	44% ^a	

5. Percentage of women in the local WIC program who breastfeed their infants up to **six months of age**

	Lincoln County	24%	WIC is the Special Supplemental Nutrition Program for Women, Infants, and Children funded by the USDA. Breastfeeding is not uniformly practiced, and the age at termination varies. Source: NC Women, Infants, & Children Crossroads System (2017)
	County average in NC	25% ^a	

E. Local Capacity for Change

A community’s capacity for change is founded on the people with knowledge about a community’s needs and the strengths to address them. The information they have gathered through assessments, the ideas they have explored or piloted, and their relationship networks are all capacity-enhancing items. **HOW TO USE THIS INFORMATION:** when convincing a funder of the local skills and talents that will contribute to intervention and improvement efforts.

1. Number of worksites that completed the **CDC Worksite Health Scorecard** to assess how their business practices influence employee health

	Lincoln County	0	The Centers for Disease Control and Prevention (CDC) developed the Worksite Health Scorecard to help organizations develop policies, practices, and environments that promote employee health. Source: Community and Clinical Connections for Prevention and Health Branch (NC DPH) (2018)
■	County average in NC	1.2 ^c	

2. Number of **faith communities** that completed the ESMM "Faithful Families" curriculum

	Lincoln County	0	The “Faithful Families” curriculum was developed as part of the Eat Smart Move More movement to promote healthy eating and physical activity for all North Carolinians. Source: Community and Clinical Connections for Prevention and Health Branch (NC DPH) (2018)
	County average in NC	0.6 ^c	

3. Number of **facilitators** registered to teach the ESMM "Faithful Families" curriculum

	Lincoln County	0	Eat Smart Move More provides training for people wanting to become facilitators of the "Faithful Families" curriculum and program. Source: Community and Clinical Connections for Prevention and Health Branch (NC DPH) (2018)
■	County average in NC	0.7 ^c	

4. Number of **YMCA locations**

	Lincoln County	2	The YMCA is a long-standing institution in the United States that has facilities and programming in many local communities. Source: www.ncymcaalliance.org/locations (2018)
--	-----------------------	---	--

5. Number of **YMCA camps**

	Lincoln County	0	The YMCA is a long-standing institution in the United States that has outdoor and activity camps in many local communities. Source: www.ncymcaalliance.org/locations (2018)
--	-----------------------	---	--

6. Number of **Food Councils**

	Lincoln County	0	Local food councils are community-based coalitions, often organized by county, that facilitate collaboration to improve health, food access, and local food economies. Source: communityfoodstrategies.com/what/network/members (2018)
--	-----------------------	---	---

7. Is the county an Active Routes to School (ARTS) Lead County?

No | NC is divided into ten regions to provide coordination of Active Routes to School programming, trainings, and improvements. Each region has a lead county where the project coordinator is located. NC ARTS is a partnership between the NC Department of Transportation and the NC Division of Public Health.
NOTE: The program, previously staffed by George Berger in Lincoln County, will be ending by 5/31/2019.
 Source: NC Active Routes to School (2018)

8. Is the Catalyst for Healthy Eating and Active Living active in the county?

No | Since 2012, NC has received support from the Kate B. Reynolds Charitable Trust, the NC Division of Public Health, and the NC Public Health Foundation to help “catalyze” improvements in selected rural counties for healthy eating and active living.
NOTE: The program will be ending by 12/31/2018.
 Source: Catalyst for Healthy Eating and Active Living (2018)

9. Number of NC Child Care Health Consultants (CCHCs)

■	Lincoln County	1	Child Care Health Consultants (CCHCs) are health professionals who work with child care staff to promote healthy and safe environments for young children. Source: healthychildcarenc.org/consultants (2018)
■	County average in NC	1 ^a	

10. Location of Department of Social Services (DSS) office

Lincolnton | The Division of Social Services provides guidance and technical assistance to agencies that directly address issues of poverty, family violence, and exploitation.
 Source: ncdhhs.gov/divisions/dss/local-county-social-services-offices (2018)

11. Number and locations of Women, Infants and Children (WIC) program offices

No WIC program office listed. | WIC is the Special Supplemental Nutrition Program for Women, Infants, and Children funded by the USDA. WIC provides nutritious foods, breastfeeding promotion and support, nutrition education, and health care referrals for women and children.
 Source: www.wicprograms.org/state/north_carolina (2018)

12. Does the county have a Children’s Developmental Services Agency (CDSA)?

Yes | Local Children's Developmental Services Agencies (CDSAs) help families, caregivers, and professionals serve children with special needs through the NC Division of Public Health's Infant Toddler Program.
 Source: beearly.nc.gov/index.php/contact/cdsa (2018)

13. Does the county have a Child Care Resource and Referral (CCRR) Agency?

Yes | The Child Care Resource & Referral (CCR&R) Council provides a set of services that facilitate access to early care, education, and child care options for families; improve the quality of those options; and provide objective information for planning and policy development.
 Source: <http://childcarerrnc.org/directory.php?actions=search> (2018)

14. Number of Head Start Centers

	Lincoln County	3	Head Start programs support children’s growth and development through services including early learning, health, and family well-being.
	County average in NC	3 ^a	
Types of centers in county	Head Start	3	Head Start and Early Head Start programs provide services to children in every U.S. state and territory, in farmworker camps, and in tribal communities.
	Early Head Start	0	
	HS & EHS	0	
	Migrant & Seasonal	0	
	American Indian & Alaska Native	0	Source: eclkc.ohs.acf.hhs.gov/center-locator?state=NC (2018)

15. Area served by the local Smart Start partnership

Multiple counties	Each Smart Start partnership is an independent, nonprofit organization. Local partnerships use independent data to assess child-well being and offer programs and services, depending on local needs. Partnerships can be county or multi-county. See the link below to find the local Smart Start partnership. Source: www.smartstart.org/smart-start-in-your-community (2018)
-------------------	--

16. Does the county have a Shape NC Center?

No	The <i>Shape NC: Healthy Starts for Young Children</i> initiative assists communities and child care centers in developing environments, practices, and policies that promote healthy eating and active learning among pre-kindergarten children. Source: Community and Clinical Connections for Prevention and Health Branch (NC DPH)
----	---

17. Does the county have a Go NAP SACC coordinator?

No	The Nutrition and Physical Activity Self-Assessment for Child Care (NAP SACC) program develops best practices to help child care programs shape healthy eating and physical activity habits in children. Source: Community and Clinical Connections for Prevention and Health Branch (NC DPH)
----	--

18. Which Healthy Communities Strategies were selected for implementation by the local (or regional) health department?

Increase the number of worksites that complete the CDC Worksite Health ScoreCard and use the results to address chronic disease and injury.	no	The Healthy Communities Program provides funds to local health departments that work with community partners to address chronic disease and injury risk factors through policy changes and environmental supports. Health departments choose which strategies to implement from the Healthy Communities Program. Source: Community and Clinical Connections for Prevention and Health Branch (NC DPH) (2018)
Increase the number of community or small retail venues providing access to healthy foods.	no	
Promote active transportation through walkability assessments, educational and/or media campaigns, way-finding signage, or jurisdiction-wide plans.	no	

19. Healthy Communities Program contact location

Lincoln County Health Department, Lincolnton, NC	If an agency is listed, contact them about the Healthy Communities Program. Source: Community and Clinical Connections for Prevention and Health Branch (NC DPH)
---	---